

Click on the layouts below to see an enlarged image with measurements

PLEASE NOTE:

- Please put your artwork in the gray area only. Allow a 1/8" white border around the whole layout. We cannot do bleeds (full color fill).
- The eyemark is required. This allows us to achieve the proper magnet size.
- The magenta perforations below are just a guideline which signifies the location of our punch-out coupons.

PLEASE NOTE:

- Please put your artwork in the gray area only. Allow a 1/8" white border around the whole layout. We cannot do bleeds (full color fill).
- The eyemark is required. This allows us to achieve the proper magnet size.
- The magenta perforations below are just a guideline which signifies the location of our punch-out coupons.


PLEASE NOTE:

- Please put your artwork in the gray area only. Allow a 1/8" white border around the whole layout. We cannot do bleeds (full color fill).
- The eyemark is required. This allows us to achieve the proper magnet size.
- The magenta perforations below are just a guideline which signifies the location of our punch-out coupons.

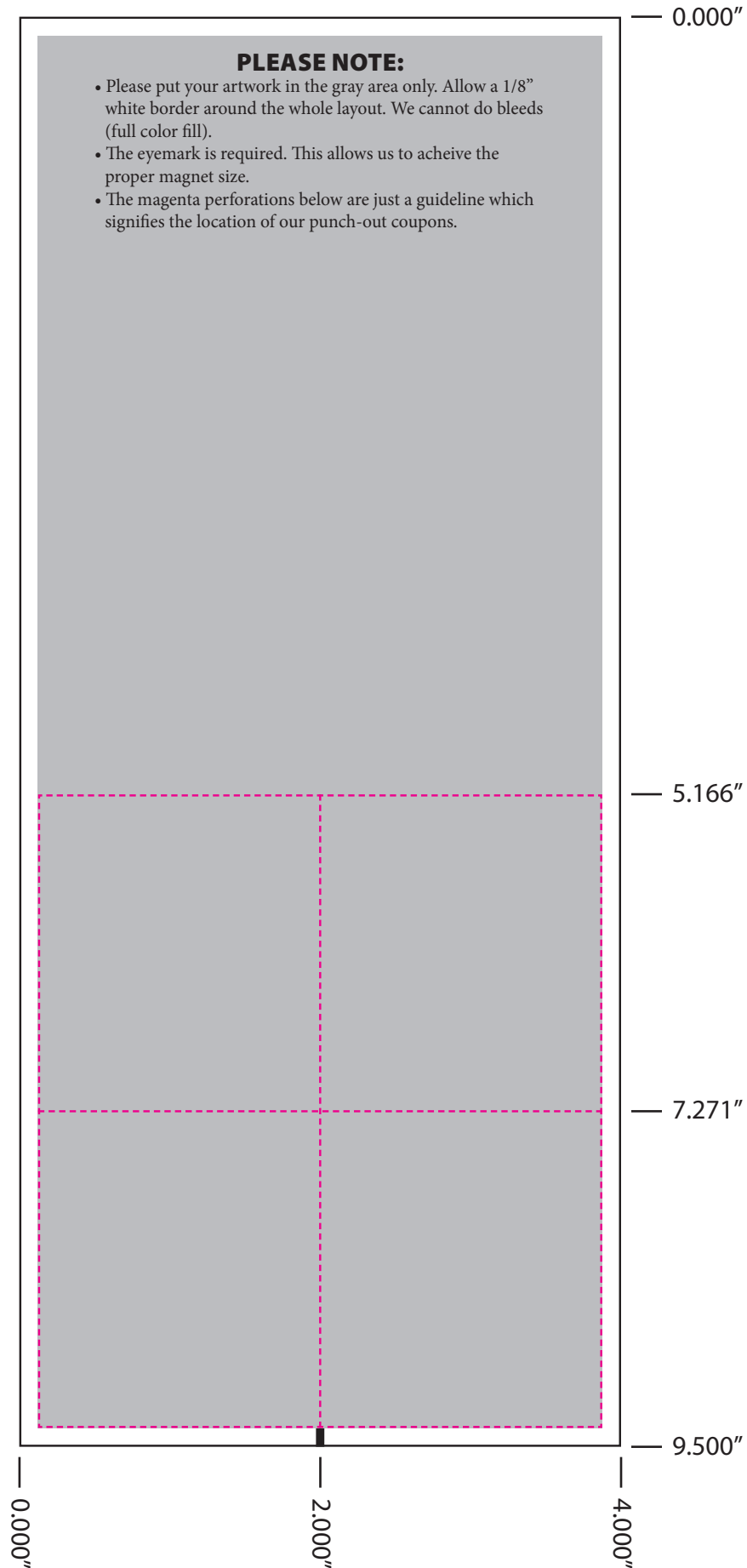
PLEASE NOTE:

- Please put your artwork in the gray area only. Allow a 1/8" white border around the whole layout. We cannot do bleeds (full color fill).
- The eyemark is required. This allows us to achieve the proper magnet size.
- The magenta perforations below are just a guideline which signifies the location of our punch-out coupons.

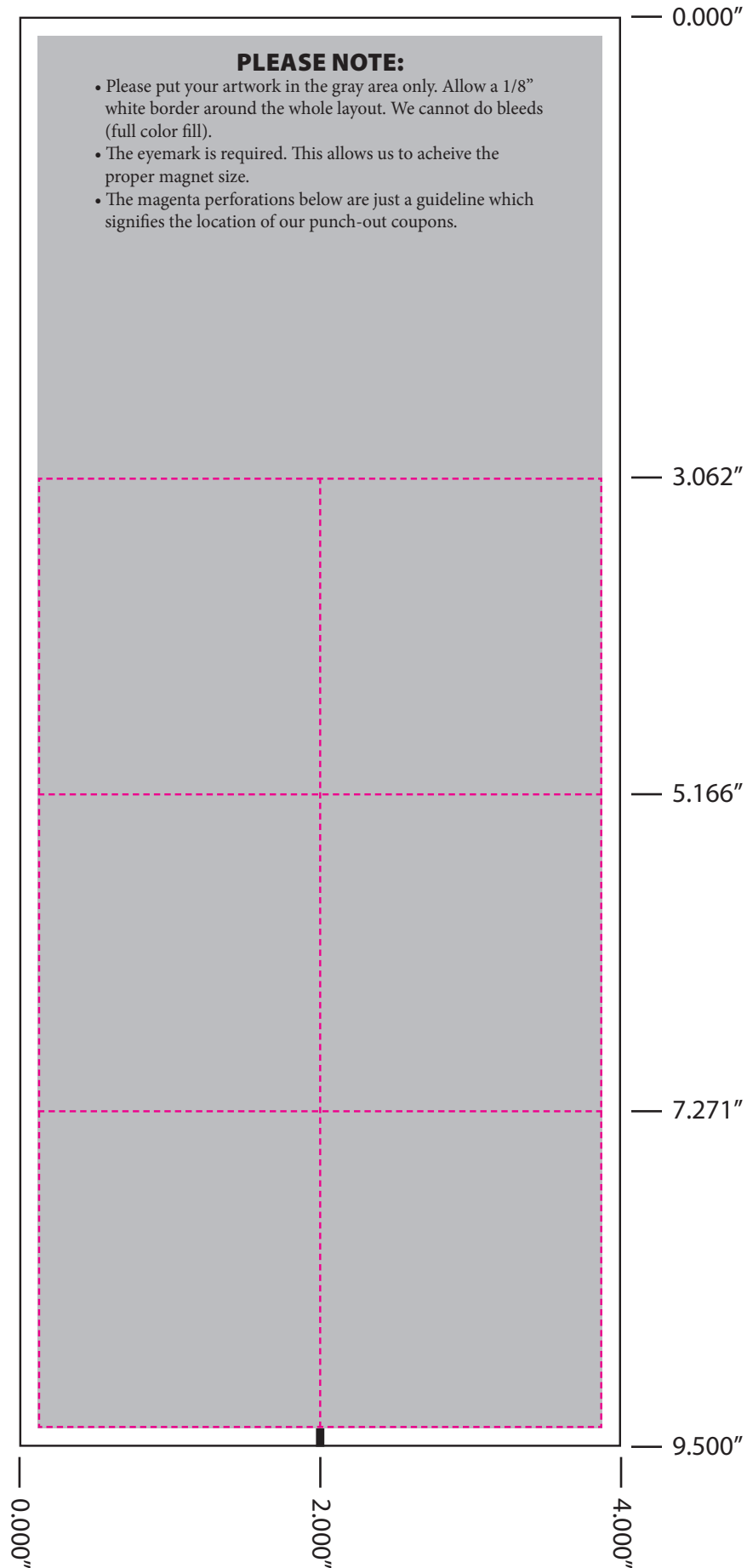
RETURN TO PAGE 1



RETURN TO PAGE 1



RETURN TO PAGE 1



RETURN TO PAGE 1

